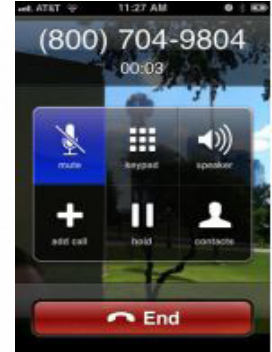




AccuCONFERENCE Mute Whitepaper

Apple iPhone 4, 4S, and 3GS

To mute the iPhone 4, simply press the “mute” button on your touch pad during an active call. The “mute” icon is a microphone with a line through it, and it will appear blue when the mute function is enabled. The “mute” icon works like a toggle button, so press it again to open your line up again. It will return to your regular black-and-white icon when mute is off. Having a dirty screen can impede the ability to press the button to mute, so if you’re having a problem, simply wipe the screen off and try again.



HTC Evo 4G

Select the “menu” button during a live call to display the additional call options, and then press the “mute” icon on your touch screen to toggle the mute feature on or off. When mute is on, there will be a microphone with a line through it on your status bar.



HTC Droid Incredible

Select the “menu” button during a live call to display the additional call options, and then press the “mute” icon on your touch screen to toggle the mute feature on or off. When mute is on, there will be a microphone with a line through it on your status bar.



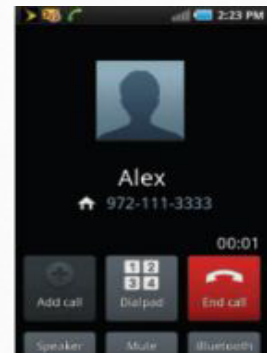
RIM Blackberry Bold 9700

To mute your phone on the Blackberry Bold 9700, press the button on the top of the phone. To find the correct button, hold the screen toward you, and the “mute” button will be on the right-hand side. Press once to mute, and unmute the same way. If you’re still running an old version of the OS, holding your finger over the mute button for too long will send your phone into stand-by mode; phones with the new OS do not have this feature. When the phone is muted, the icon on the top left of your screen will change to let you know what mode you are in.



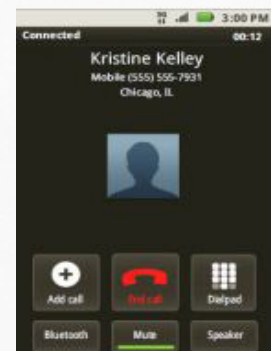
Samsung Epic 4G (aka Galaxy S Pro)

During an active call, tap the mute button to enable the mute function. The mute icon is located on the screen below the DialPad icon. When mute is on, there will be an icon of a microphone with a line through it on your screen. Tap again to toggle mute off.



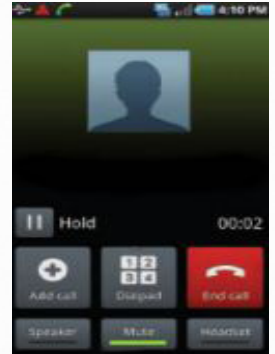
Motorola Droid X

During an active call, press “mute” on your touch screen to place your line into a silent mode. The mute icon is located below the end call button and will appear in red when the phone is muted.



Samsung Fascinate, Vibrant, and Captivate

During an active call, press “mute” on your touch screen to place your line into a silent mode. The mute icon is located below the “end call button” and will appear in red when the phone is muted.



Motorola Droid 2

Touch “mute” on the touch pad when your call is active to mute your line. “Mute” is located under the “end call” button. Your line is muted when a green line appears on the “mute activation” icon.

